

Wire Mesh Decking Specification Sheet

Company: _____ Contact Name: _____


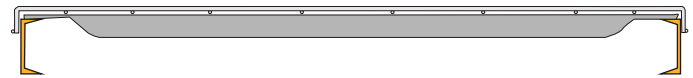
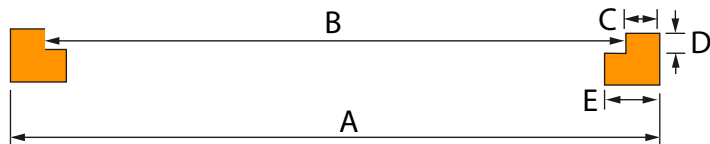
Company Address: _____

Email: _____ Phone #: _____ PO#: _____

Beam Specifications:

Step Beam

Structural/ Box Beam



A: _____ B: _____ C: _____ D: _____ E: _____

A: Outside dimension of beams

B: Inside dimension of beams

C: Top width of beam

D: Height of beam step

E: Bottom width of beam

Beam brand: _____ Length of beam: _____

Decking Specifications:

Quantity: _____ Depth: _____ Width: _____

Wire Pattern: _____ Wire Gauge: _____ # of Channels: _____

Capacity Required: per deck: _____ lbs. per shelf: _____ lbs.

Type of Load: (Check one) _____ Uniformly distributed load _____ Concentrated load _____ Point load

Finish: (Check one) _____ Powder coat gray _____ Galvanized _____ Custom finish: _____

Additional Options:(Check all the that apply) _____ Inside Waterfall _____ Reverse Waterfall _____ Inverted Channel

Additional Notes:

Signature (required): _____ Date: _____

Orders cannot be completed until specification sheet is completed and returned to Worldwide.
Unsigned and incomplete specification sheets may cause additional delays in production and ship dates