

# WorldStop™ Specification Sheet

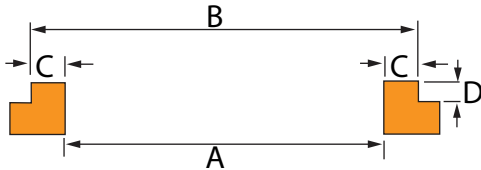
Company: \_\_\_\_\_ Contact Name: \_\_\_\_\_

Company Address: \_\_\_\_\_

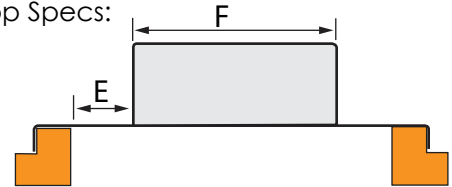
Email: \_\_\_\_\_ Phone #: \_\_\_\_\_ PO#: \_\_\_\_\_

## Double Stop

Pallet Rack Specifications:



Double Stop Specs:



A= \_\_\_\_\_ (inside clear, rack flue space)

B= \_\_\_\_\_ (outside clear, includes top of beams)

C= \_\_\_\_\_ (top of beam dimension)

D= \_\_\_\_\_ (step dimension)

E= \_\_\_\_\_ (standard 3" offset, change if custom)

F= \_\_\_\_\_ (actual flue space to maintain)

\* Please note the flue space is measured from face of beam to face of beam

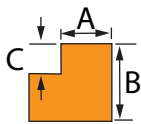
Rack Manufacturer: \_\_\_\_\_

Type of Beam (Please check one): Step beam \_\_\_ Box beam \_\_\_ Structural beam \_\_\_

Quantity: \_\_\_\_\_ Finish: \_\_\_ Powder coat gray (standard) \_\_\_ Custom finish: \_\_\_\_\_

## Single Stop

Pallet Rack Specifications:

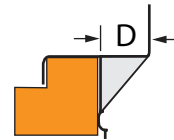


A= \_\_\_\_\_ (top of beam dimension)

B= \_\_\_\_\_ (face of beam dimension)

C= \_\_\_\_\_ (step dimension)

Single Stop Specs:



D= \_\_\_\_\_ (Standard 3" offset, change if custom)

Rack Manufacturer: \_\_\_\_\_

Type of Beam (Please check one): Step beam \_\_\_ Box beam \_\_\_ Structural beam \_\_\_

Quantity: \_\_\_\_\_ Finish: \_\_\_ Powder coat gray (standard) \_\_\_ Custom finish: \_\_\_\_\_

## Additional Notes:

Signature (required): \_\_\_\_\_ Date: \_\_\_\_\_

Orders cannot be completed until specification sheet is completed and returned to Worldwide.  
Unsigned and incomplete specification sheets may cause additional delays in production and ship dates.

WWW.MH.NET | SALES@WWW.MH.NET | 888.650.WIRE (9473)  
Chicago, IL | Atlanta, GA | Dallas, TX | Los Angeles, CA | Seattle, WA | Allentown, PA

